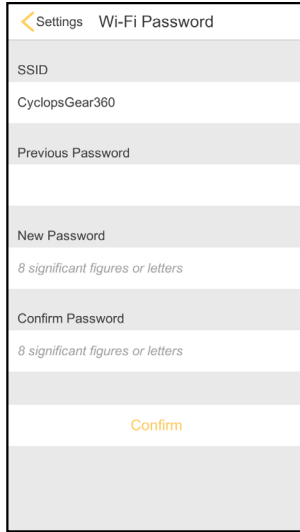
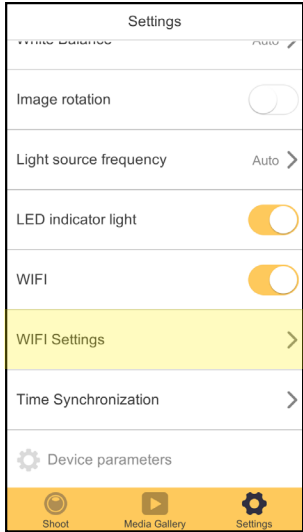
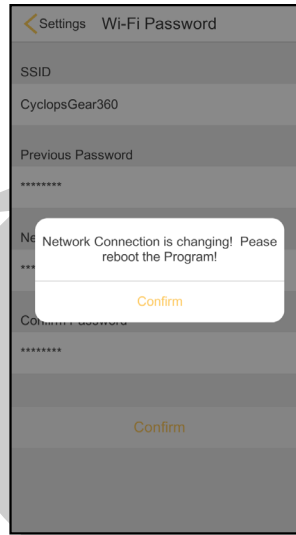


# FAQ: Managing your wireless password through the CG360 App

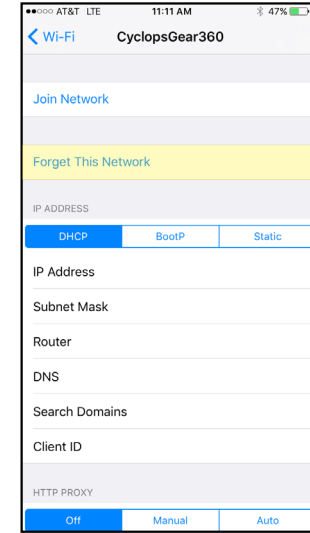
To manage your wireless password through the CG360 App, enter into the settings tab, scroll down, and select the WIFI Settings option.



After entering in your updated password, hit the confirmation button. The 360 Camera will then disconnect from the 360 App, and the new password should take effect.



If you're having trouble with reconnecting to the 360 Camera, you may have to forget your old wireless network from the WIFI settings on your mobile phone.



Once you've entered into the WIFI Settings menu, you'll have the option to update your password or update the SSID name.

You can verify this by enabling the WIFI from the 360 Camera.

Once you've forgotten your old network, you should then be able to enter in the new password for your 360 camera.

